

Introductory sub-table (I)(a)

**Name of the Company: CLARUS
INFRASTRUCTURE REALTIES LIMITED**


Scrip Code, Name of the scrip, class of security: 511672
Quarter ended: 30/09/2014

Partly paid-up shares:-	No. of partly paid-up shares	As a % of total no. of partly paid-up shares	As a % of total no. of shares of the company
Held by promoter/promoter group	NIL	NIL	NIL
Held by public	NIL	NIL	NIL
Total - D	NIL	NIL	NIL

Outstanding convertible securities:-	No. of outstanding securities	As a % of total no. of outstanding convertible securities	As a % of total no. of shares of the company, assuming full conversion of the convertible securities
Held by promoter/promoter group	NIL	NIL	NIL
Held by public	NIL	NIL	NIL
Total - E	NIL	NIL	NIL

Warrants:-	No. of warrants	As a % of total no. of warrants	As a % of total no. of shares of the company, assuming full conversion of warrants
Held by promoter/promoter group	NIL	NIL	NIL
Held by public	NIL	NIL	NIL
Total - F	NIL	NIL	NIL

Total paid-up capital of the company, assuming full conversion of warrants and convertible securities 37800300




Statement Showing Shareholding Pattern

Company Name: CLARUS INFRASTRUCTURE REALTIES LIMITED

Table (I)(a)

Category code	Category of Shareholder	Number of Shareholders	Total number of shares	Number of shares held in dematerialized form	Total shareholding as a percentage of total number of shares		Shares Pledged or otherwise encumbered	
					As a percentage of (A+B)1	As a percentage of (A+B+C)	Number of shares	As a percentage
(I)	(II)	(III)	(IV)	(V)	(VI)	(VII)	(VIII)	(IX) = (VIII)/(IV)*100
(A)	Shareholding of Promoter and Promoter Group2							
1	Indian							
(a)	Individuals/ HUF	0	0	0	0.00	0.00	0	0.00
(b)	Central Govt./ State Govt.(s)	0	0	0	0.00	0.00	0	0.00
(c)	Bodies Corporate	5	12550076	0	33.20	33.20	0	0.00
(d)	Financial Institutions/ Banks	0	0	0	0.00	0.00	0	0.00
(e)	Any Others(Specify)							
(e-i)	Directors Relatives	6	2908062	875599	7.69	7.69	0	0.00
(e-ii)	Directors	4	6463847	1046386	17.10	17.10	0	0.00
	Sub Total(A)(1)	15	21921985	1921985	57.99	57.99	0	0.00
2	Foreign							
a	Individuals (NRI/Foreign Individu	0	0	0	0.00	0.00	0	0.00
b	Bodies Corporate	0	0	0	0.00	0.00	0	0.00
c	Institutions	0	0	0	0.00	0.00	0	0.00
d	Qualified Foreign Investor	0	0	0	0.00	0.00	0	0.00
e	Any Others(Specify)	0	0	0	0.00	0.00	0	0.00
	Sub Total(A)(2)	0	0	0	0.00	0.00	0	0.00
	Total Shareholding of Promote	15	21921985	1921985	57.99	57.99	0	0.00
(B)	Public shareholding							
1	Institutions							
(a)	Mutual Funds/ UTI	0	0	0	0.00	0.00	0	0.00
(b)	Financial Institutions / Banks	0	0	0	0.00	0.00	0	0.00
(c)	Central Government/ State Govern	0	0	0	0.00	0.00	0	0.00
(d)	Venture Capital Funds	0	0	0	0.00	0.00	0	0.00
(e)	Insurance Companies	0	0	0	0.00	0.00	0	0.00
(f)	Foreign Institutional Investors	0	0	0	0.00	0.00	0	0.00
(g)	Foreign Venture Capital Investors	0	0	0	0.00	0.00	0	0.00
(h)	Qualified Foreign Investor	0	0	0	0.00	0.00	0	0.00
(i)	Any Other (specify)	0	0	0	0.00	0.00	0	0.00
	Sub-Total (B)(1)	0	0	0	0.00	0.00	0	0.00
B 2	Non-institutions							
(a)	Bodies Corporate	155	14260044	14217844	37.72	37.72	0	0.00
(b)	Individuals							
I	Ind-Hold nominal shr capital uptc	2573	658865	445165	1.74	1.74	0	0.00
II	Ind-Hold nominal shr capital in e:	14	958814	932514	2.54	2.54	0	0.00
(c)	Qualifed Foreign Investor	0	0	0	0.00	0.00	0	0.00
(d)	Any Other (specify)							
(d-i)	Others	0	0	0	0.00	0.00	0	0.00
(d-ii)	Clearing member	4	565	565	0.00	0.00	0	0.00
(d-iii)	NRIs	3	27	27	0.00	0.00	0	0.00
(d-iv)	NRI Corp Bodies	0	0	0	0.00	0.00	0	0.00
(d-v)	Foreign Corp Bodies (Including FI	0	0	0	0.00	0.00	0	0.00
(d-vi)	Customers	0	0	0	0.00	0.00	0	0.00
(d-vii)	Suppliers	0	0	0	0.00	0.00	0	0.00
(d-viii)	Foreign Nationals	0	0	0	0.00	0.00	0	0.00
(d-ix)	Trusts	0	0	0	0.00	0.00	0	0.00
(d-x)	Foreign (Promoters)	0	0	0	0.00	0.00	0	0.00
(d-xi)	Directors	0	0	0	0.00	0.00	0	0.00
(d-xii)	Directors Relatives	0	0	0	0.00	0.00	0	0.00
(d-xiii)	Foreign Individuals (Including FD	0	0	0	0.00	0.00	0	0.00
	Sub-Total (B)(2)	2749	15878315	15596115	42.01	42.01	0	0.00
(B)	Total Public Shareholding (B):	2749	15878315	15596115	42.01	42.01	0	0.00
	TOTAL (A)+(B)	2764	37800300	17518100	100.00	100.00	0	0.00
(C)	Shares held by Custodians and against which Depository Receipts have been issued							
1	Promoter and Promoter Group	0	0	0	0.00	0.00	0	0.00
2	Public -	0	0	0	0.00	0.00	0	0.00
	Sub-Total (C)	0	0	0	0.00	0.00	0	0.00
	GRAND TOTAL (A)+(B)+(C)	2764	37800300	17518100	100.00	100.00	0	0.00



Sr.No. Notes

- 1
- 2
- 3
- 4
- 5
- 6
- 7
- 8
- 9



(I)(b) Statement showing holding of securities (including shares, warrants, convertible securities) of persons belonging to the category "Promoter and Promoter Group"


Sr. No.	Name of the shareholder	Details of Shares held		Encumbered shares (*)		Details of warrants		Details of convertible securities		Total shares (including underlying shares assuming full conversion of warrants and convertible securities) as a % of diluted share capital	
		Number of shares held	As a % of grand total (A)+(B)+(C)	No.	As a percentage	Number of warrants held	As a % Total Number of warrants of the same Class	Number of convertible securities held	As a % Total Number of convertible securities of the same Class		
(I)	(II)	(III)	(IV)	(V)	(VI)	(VII)	(VIII)	(IX)	(X)	(XI)	(XII)
1	ARCHANA GADODIA	798007	2.11	0	0.00	0.00	0	0.00	0	0.00	0.00
2	ARCHANA GADODIA	455000	1.20	0	0.00	0.00	0	0.00	0	0.00	0.00
3	ARTLINE COMMERCE PVT. LTD.	9566575	25.31	0	0.00	0.00	0	0.00	0	0.00	0.00
4	BAYANWALA BROTHERS LIMITED	2141384	5.67	0	0.00	0.00	0	0.00	0	0.00	0.00
5	BINITA GADODIA	420599	1.11	0	0.00	0.00	0	0.00	0	0.00	0.00
6	BINITA GADODIA	741063	1.96	0	0.00	0.00	0	0.00	0	0.00	0.00
7	MANJIT MANAGEMENT SERVICES PVT. LTD.	312786	0.83	0	0.00	0.00	0	0.00	0	0.00	0.00
8	NIMISH GADODIA	2701352	7.15	0	0.00	0.00	0	0.00	0	0.00	0.00
9	NIMISH GADODIA	486964	1.29	0	0.00	0.00	0	0.00	0	0.00	0.00
10	PEACOCK VINIMAYA PVT LTD	316797	0.84	0	0.00	0.00	0	0.00	0	0.00	0.00
11	RAJESH GADODIA	559422	1.48	0	0.00	0.00	0	0.00	0	0.00	0.00
12	RAJESH GADODIA	2716109	7.19	0	0.00	0.00	0	0.00	0	0.00	0.00
13	SARASWATI DEVI GADODIA	21815	0.06	0	0.00	0.00	0	0.00	0	0.00	0.00
14	SAWARMAL GADODIA	471578	1.25	0	0.00	0.00	0	0.00	0	0.00	0.00
15	SHIVANGAN ADVISORY SERVICES PVT. LTD.	212534	0.56	0	0.00	0.00	0	0.00	0	0.00	0.00
TOTAL		21921985	57.99	0	0.00	0.00	0	0.00	0	0.00	0.00

assigned to it in regulation 28(3) of the SAST Regulations, 2011




(I)(c)(i) Statement showing holding of securities (including shares, warrants, convertible securities) of persons belonging to the category "Public" and holding more than 1% of the total number of shares

Sr. No.	Name of the shareholder	Number of shares held	Shares as a percentage of total number of shares {i.e., Grand Total (A)+(B)+(C) indicated in Statement at para (I)(a) above}	Details of warrants		Details of convertible securities		Total shares (including underlying shares assuming full Conversion of warrants and convertible securities) as a % of diluted share capital
				Number of warrants held	As a % Total Number of warrants of the same Class	Number of convertible securities held	As a % Total Number of convertible securities of the same Class	
1	BLUE CIRCLE SERVICES LIMITED	1385770	3.67	0	0.00	0.00	0	0.00
2	DECENT VINCOM PRIVATE LIMITED	2547221	6.74	0	0.00	0.00	0	0.00
3	KARVY STOCK BROKING LIMITED	434975	1.15	0	0.00	0.00	0	0.00
4	LOOKLINE TRADELINKS PVT. LTD	405108	1.07	0	0.00	0.00	0	0.00
5	MONO HERBICIDES LIMITED	1167822	3.09	0	0.00	0.00	0	0.00
6	MONO HERBICIDES LTD.	1836498	4.86	0	0.00	0.00	0	0.00
7	TRIPURARI PROPERTIES PVT. LTD.	385548	1.02	0	0.00	0.00	0	0.00
	TOTAL	8162942	21.59	0	0.00	0.00	0	0.00



(I)(c)(ii) Statement showing holding of securities (including shares, warrants, convertible securities) of persons (together with PAC) belonging to the category "Public" and holding more than 5% of the total number of shares of the company.

Sr. No.	Name(s) of the shareholder(s) and the Persons Acting in Concert (PAC) with them	Number of shares	Shares as a percentage of total number of shares {i.e., Grand Total (A)+(B)+(C) indicated in Statement at para (I)(a) above}	Details of warrants		Details of convertible		Total shares (including underlying shares assuming full Conversion of warrants and convertible securities) as a % of diluted share capital
				Number of warrants	As a % Total Number of warrants of the same Class	Number of convertible securities held	% w.r.t Total Number of convertible securities of the same Class	
1	DECENT VINCOM PRIVATE LIMITED	2547221	6.74	0	0.00	0	0.00	0.00
	TOTAL	2547221	6.74	0	0.00	0	0.00	0.00




(I)(d) Statement showing details of locked-in shares

Sr. No.	Name of the shareholder	Number of locked-in shares	Locked-in shares as a percentage of total number of shares (i.e., Grand Total (A)+(B)+(C) indicated in Statement at para (I)(a) above)	Promoter / Promoter Group / Public
1	ARCHANA GADODIA	798007	2.11	Promoter / Promoter Group
2	ARTLINE COMMERCE PVT. LTD.	9566575	25.31	Promoter / Promoter Group
3	BAYANWALA BROTHERS LIMITED	2141384	5.66	Promoter / Promoter Group
4	BINITA GADODIA	741063	1.96	Promoter / Promoter Group
5	MANJIT MANAGEMENT SERVICES PVT. LTD.	312786	0.83	Promoter / Promoter Group
6	NIMISH GADODIA	2701352	7.15	Promoter / Promoter Group
7	PEACOCK VINIMAYA PVT LTD	316797	0.84	Promoter / Promoter Group
8	RAJESH GADODIA	2716109	7.19	Promoter / Promoter Group
9	SARASWATI DEVI GADODIA	21815	0.06	Promoter / Promoter Group
10	SAWARMAL GADODIA	471578	1.25	Promoter / Promoter Group
11	SHIVANGAN ADVISORY SERVICES PVT. LTD.	212534	0.56	Promoter / Promoter Group
	TOTAL	20000000	52.91	



(II)(a) wing details of Depository Receipts (DRs)

Sr. No.	Type of outstanding DR (ADRs, GDRs, SDRs, etc.)	Number of outstanding DRs	Number of shares underlying outstanding DRs	Shares underlying outstanding DRs as a percentage of total number of shares {i.e., Grand Total (A)+(B)+(C) Indicated in Statement at para (I)(a) above}
1	TOTAL	0	0	0



(II)(b) Statement showing holding of Depository Receipts (DRs), where underlying shares held by 'promoter/promoter group' are in excess of 1% of the total number of shares.

Sr. No.	Name of the DR Holder	Type of outstanding DR (ADRs, GDRs, SDRs, etc.)	Number of shares underlying outstanding DRs	Shares underlying outstanding DRs as a percentage of total number of shares (I.e., Grand Total (A)+(B)+(C) indicated in Statement at para (I)(a) above)
1	TOTAL	0 0	0 0	0 0

